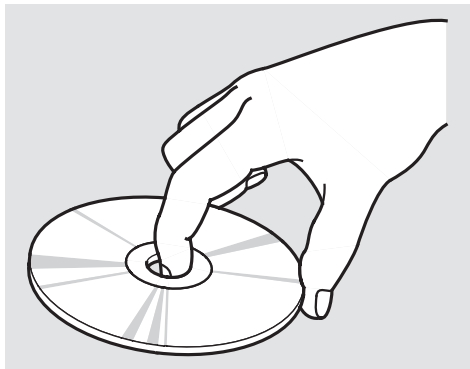
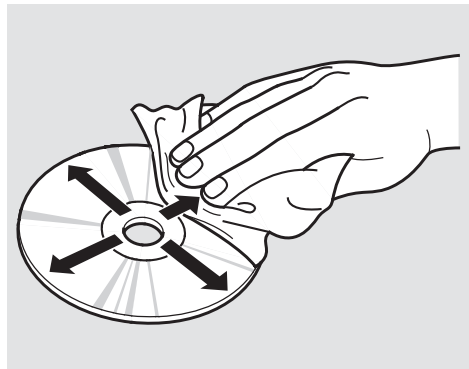


Audio System

Protecting Compact Discs

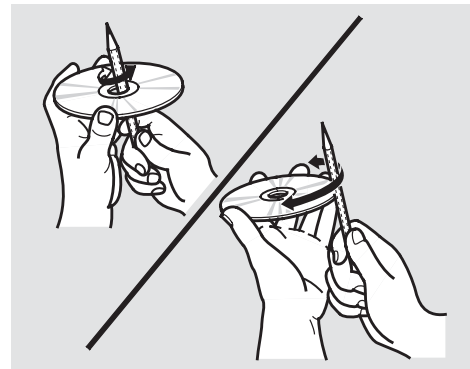


Handle a CD by its edges; never touch either surface. Do not place stabilizer rings or labels on the CD. These and contamination from fingerprints, liquids, and felt-tip pens can cause the CD to not play properly, or possibly jam in the drive.



When a CD is not being played, store it in its case to protect it from dust and other contamination. To prevent warpage, keep CDs out of direct sunlight and extreme heat.

To clean a disc, use a clean soft cloth. Wipe across the disc from the center to the outside edge.



A new CD may be rough on the inner and outer edges. The small plastic pieces causing this roughness can flake off and fall on the recording surface of the disc, causing skipping or other problems. Remove these pieces by rubbing the inner and outer edges with the side of a pencil or pen.

Never try to insert foreign objects in the CD player or the magazine.